



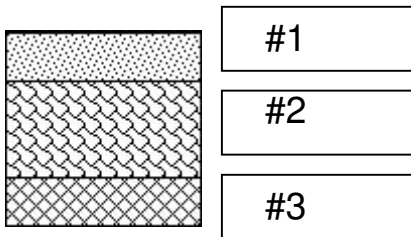
## Seven is Heaven Quilt

**Blocks** – At least 3 coordinating fabrics, cut into strips as noted below.


**Border** – optional

**Backing/Backing** – 55" x 62

### Fabric



### Block Arrangement



### Block 1

Cut 5 strips of all 3 WOF as follows:



FABRIC 1: CUT 2 1/2" x WOF

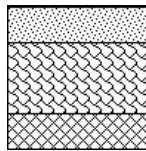


FABRIC 2: CUT 3 1/2" x WOF



FABRIC 3: CUT 2 1/2" x WOF


Sew strip set together with fabric 2 in the middle. Subcut into 7 1/2" segments. Make 24.



**FINISHED SIZE = 49 X 56**

### Block 2

Cut 5 strips 4" x WOF of Fabric #1 and Fabric #3. Pair up fabric and sew strips. Subcut into 7 1/2" segments. Make 24.



\* WOF - Width Of Fabric approximately 42-44" wide.